

# "BMS" MICROWAVE SHELVES

## 16GA Stainless Steel

**FEATURES:**

- Type 300 Stainless Steel With #4 Polish, Satin Finish
- Finished With A Safety Stallion Front Edge With Raised Lip
- Moves Your Microwave Up To A Convenient Eye Level
- Frees Up Valuable Counter Work Space
- Constructed Specifically To Easily Hold All Popular Size Microwaves
- Electric Cord Cut-Out With Rubber Grommet
- Ships Ups
- All Models Are NSF Certified

**SPECIFICATIONS:**

- Stainless Steel Shelves Are TIG Welded
- Exposed Welds Are Polished To Match Adjacent Surface
- Shelf: 16GA Type 300 Stainless Steel With #4 Polish, Satin Finish

**CERTIFICATIONS:**



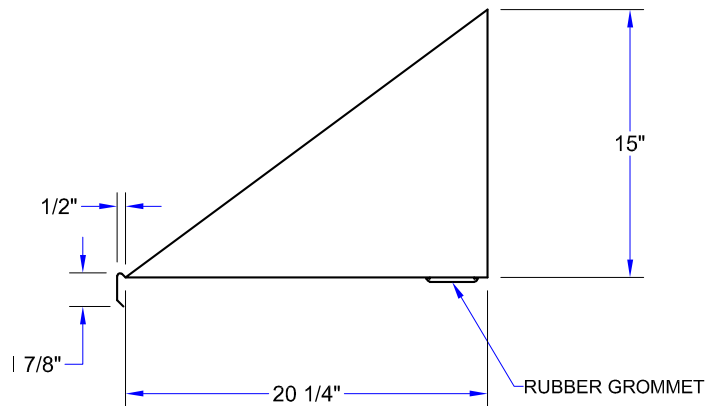
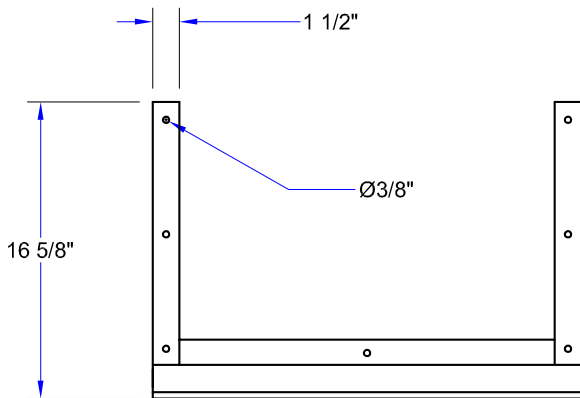
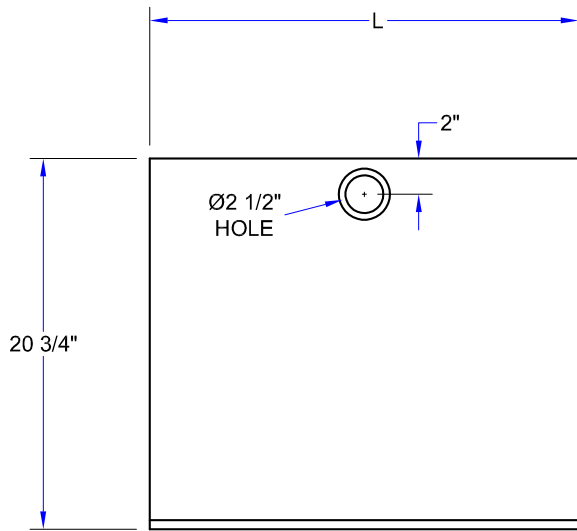
ELECTRIC CORD CUT-OUT WITH RUBBER GROMMET

### "BMS" MICROWAVE SHELVES

MODEL	SIZE (LXWXH)	WEIGHT (LBS)
BMS2024	20" x 24"	30
BMS2030	20" x 30"	39

ALL DIMENSIONS ARE TYPICAL. TOLERANCE +/- .500". JOHN BOOS & CO. RESERVES THE RIGHT TO CHANGE SPECIFICATIONS WITHOUT NOTICE.

# DETAILED SPECIFICATIONS



## "BMS" MICROWAVE SHELVES

MODEL	SIZE (LXWXH)	WEIGHT (LBS)
BMS2024	20" x 24"	30
BMS2030	20" x 30"	39

ALL DIMENSIONS ARE TYPICAL. TOLERANCE +/- .500". JOHN BOOS & CO. RESERVES THE RIGHT TO CHANGE SPECIFICATIONS WITHOUT NOTICE.